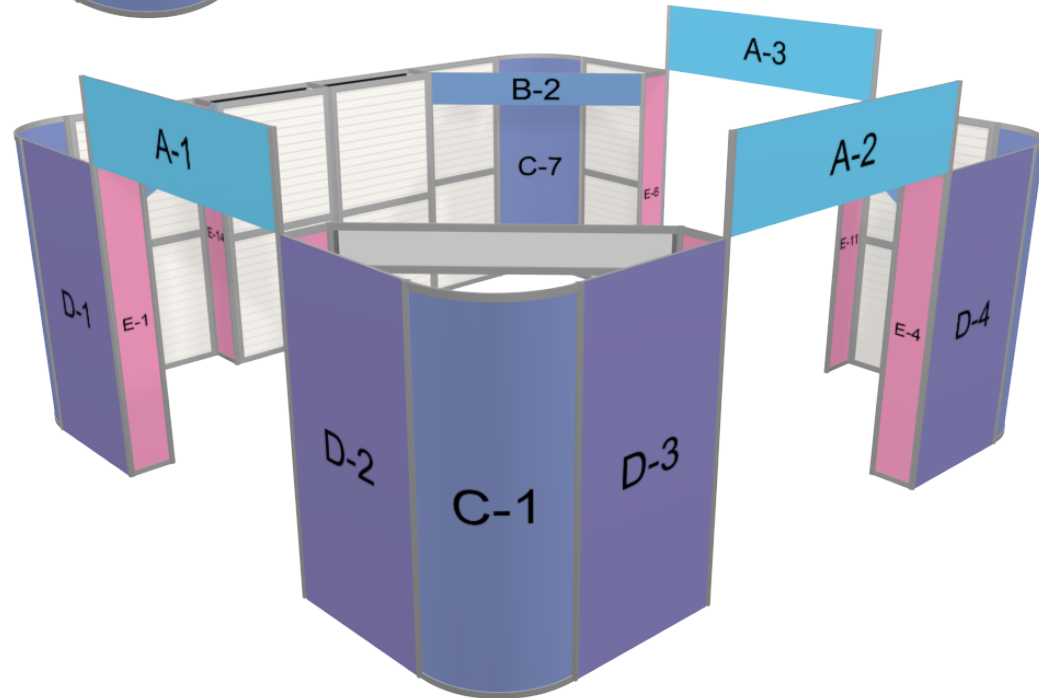
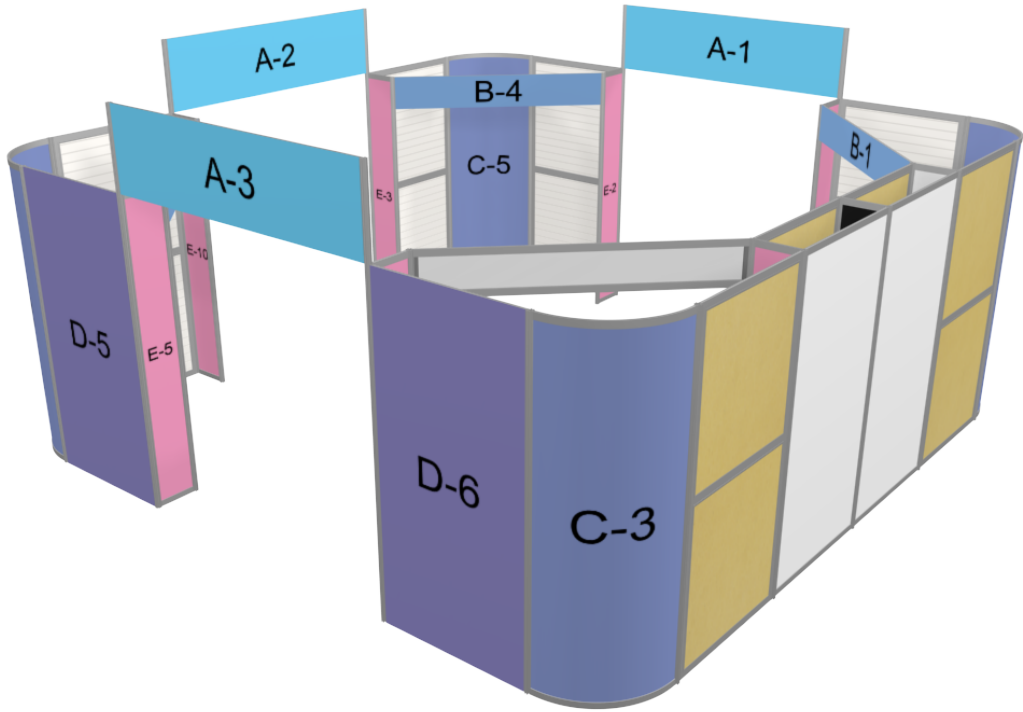


SW-2020-01 - Graphic Specification Sheet -Page 01



Panel A (x6):

Viewable Size: 90w x 24"h

Panel B (x4):

Viewable Size: 78.5"w x 12"h

Panel C (x8):

Viewable Size: 37.25"w x 90.5"h

Panel Size: 37.75"w x 91"h

Panel D (x6):

Viewable Size: 44"w x 94"h

Panel E (x14):

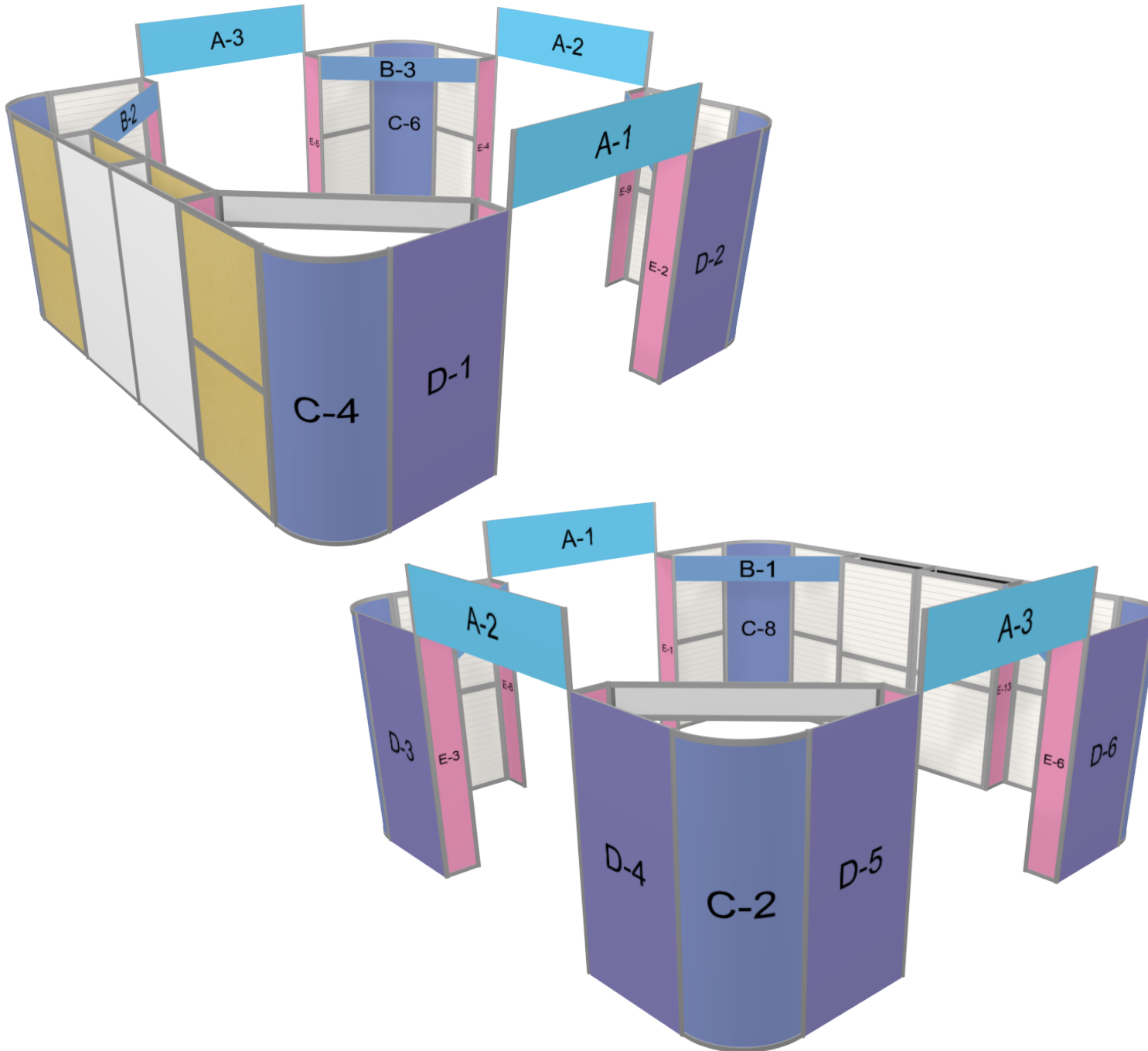
Viewable Size: 11.75"w x 90.5"h

Panel Size: 12.25"w x 91"h

LAYOUT GUIDE LINES

- 2" bleed around perimeter
DO NOT save PDF or JPEG with bleed marks or crop marks
- CMYK color mode
- 150 DPI at 100% scale
- Please send all Graphic Files at Full Scale as .JPEG or .PDF
- For best results, please place Critical information, important images, logos or text at least 1" in from edge when creating graphic layouts.

SW-2020-01 - Graphic Specification Sheet -Page 02



Panel A (x6):
Viewable Size: 90w x 24"h

Panel B (x4):
Viewable Size: 78.5"w x 12"h

Panel C (x8):
Viewable Size: 37.25"w x 90.5"h
Panel Size: 37.75"w x 91"h

Panel D (x6):
Viewable Size: 44"w x 94"h

Panel E (x14):
Viewable Size: 11.75"w x 90.5"h
Panel Size: 12.25"w x 91"h

LAYOUT GUIDE LINES

- 2" bleed around perimeter
DO NOT save PDF or JPEG with bleed marks or crop marks
- CMYK color mode
- 150 DPI at 100% scale
- Please send all Graphic Files at Full Scale as .JPEG or .PDF
- For best results, please place Critical information, important images, logos or text at least 1" in from edge when creating graphic layouts.