




Slatwall Shipping Case

WOOD SHIPPING CRATE	PRODUCT SPECS
	<ul style="list-style-type: none"> - Offers maximum protection for your exhibit materials. - Interior: Varies by size, usually 54"L x 102"W x varying heights. - Weight: Varies by size - Highly durable and forklift ready

JUMBO SHIPPING TUB	PRODUCT SPECS
	<ul style="list-style-type: none"> - Color: Gray - Roto-molded from polyethylene - Interior: 48"L x 48"W x 24"H - Exterior: 52"L x 52"W x 30"H - Weight: 80 lbs. - Stackable and can be moved using the 5 built-in wheels or with a forklift.

Slatwall Display Lighting

Stem Light - SL518	PRODUCT SPECS
	<ul style="list-style-type: none"> - Finish: Black, White, or Silver - Durable mesh steel shade - 16" long stem - 120 Volt, 75-Watt max., 900 lumens - Includes 12' long, 18/3 SVT cord set, 75-Watt PAR16 bulb & B2025 mounting bracket. - LVCC-approved - Single sided yoke allows horizontal and vertical adjustment

Fluorescent	PRODUCT SPECS
	<ul style="list-style-type: none"> - Finish: Anodized aluminum - Polycarbonate lamp cover - From 13.5" to 46.25" long - 8-Watt to 28-Watt, Linkable up to 300-Watt. - T4MB mounting bracket and/or hook and loop system. - Great for under-shelf or backlit illumination. - LVCC-approved

Recessed	PRODUCT SPECS
	<ul style="list-style-type: none"> - Finish: Black, White, or Silver - 4" trim ring & 4" depth - 3.375" hole size - 120 Volt, 75-Watt max., 900 lumens - Includes 12' long, 18/3 SVT cord set & 75-Watt PAR16 bulb. - LVCC-approved