

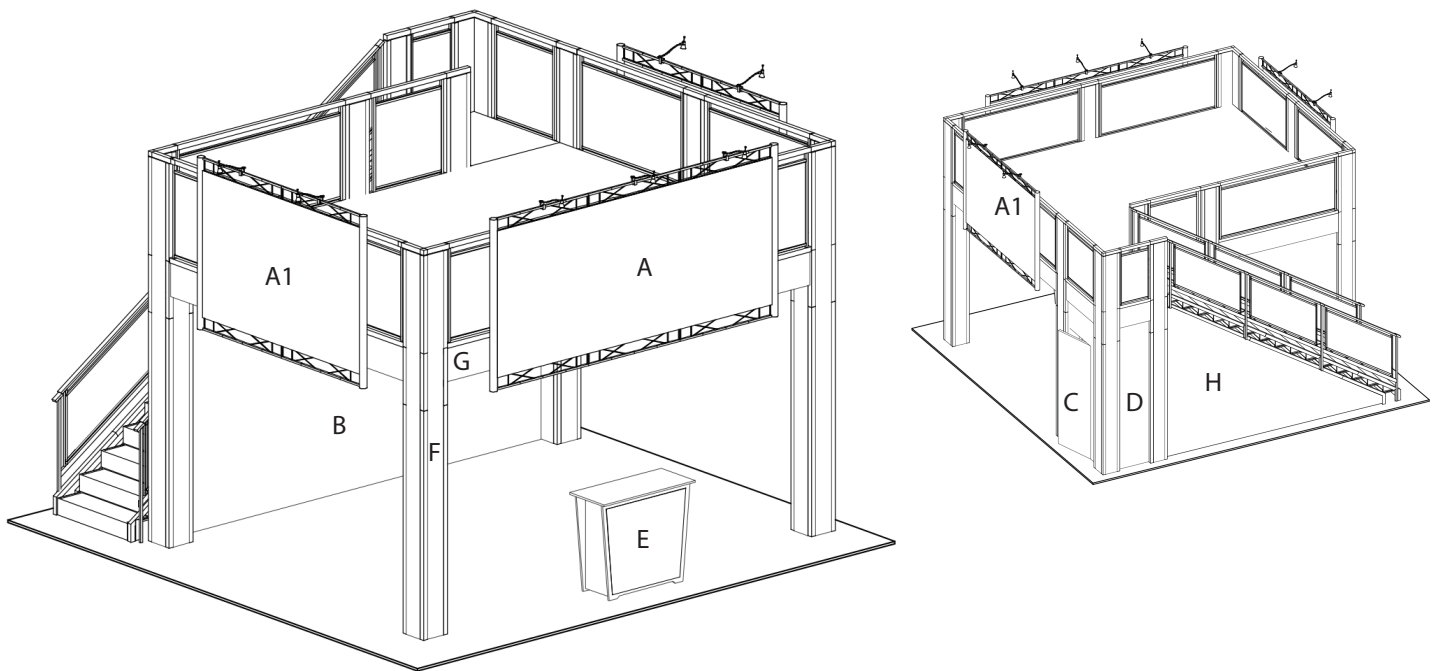
13 x 17 double deck rental kit to include:

- (1) 13'1" x 16'11" second level with extended landing and straight staircase
- (1) 184" wide backwall with storage closet under stairs
- (1) Locking standalone counter, 46"w x 20"d black laminate top
- (3) rail mount sign frames with 7 lights
- (1) gray sintra ceiling with 16 track lights
- (1) 1/4" thick frosted plex rail infills

CHOICE of black, white, or gray sintra provided standard for all solid infill walls that do not have graphics, unless described otherwise

*White laminate is standard for wall counter sides and standalone counter front and sides

Consult your account rep for options. Additional elements, merchandising and graphics are available



GRAPHIC SPECS

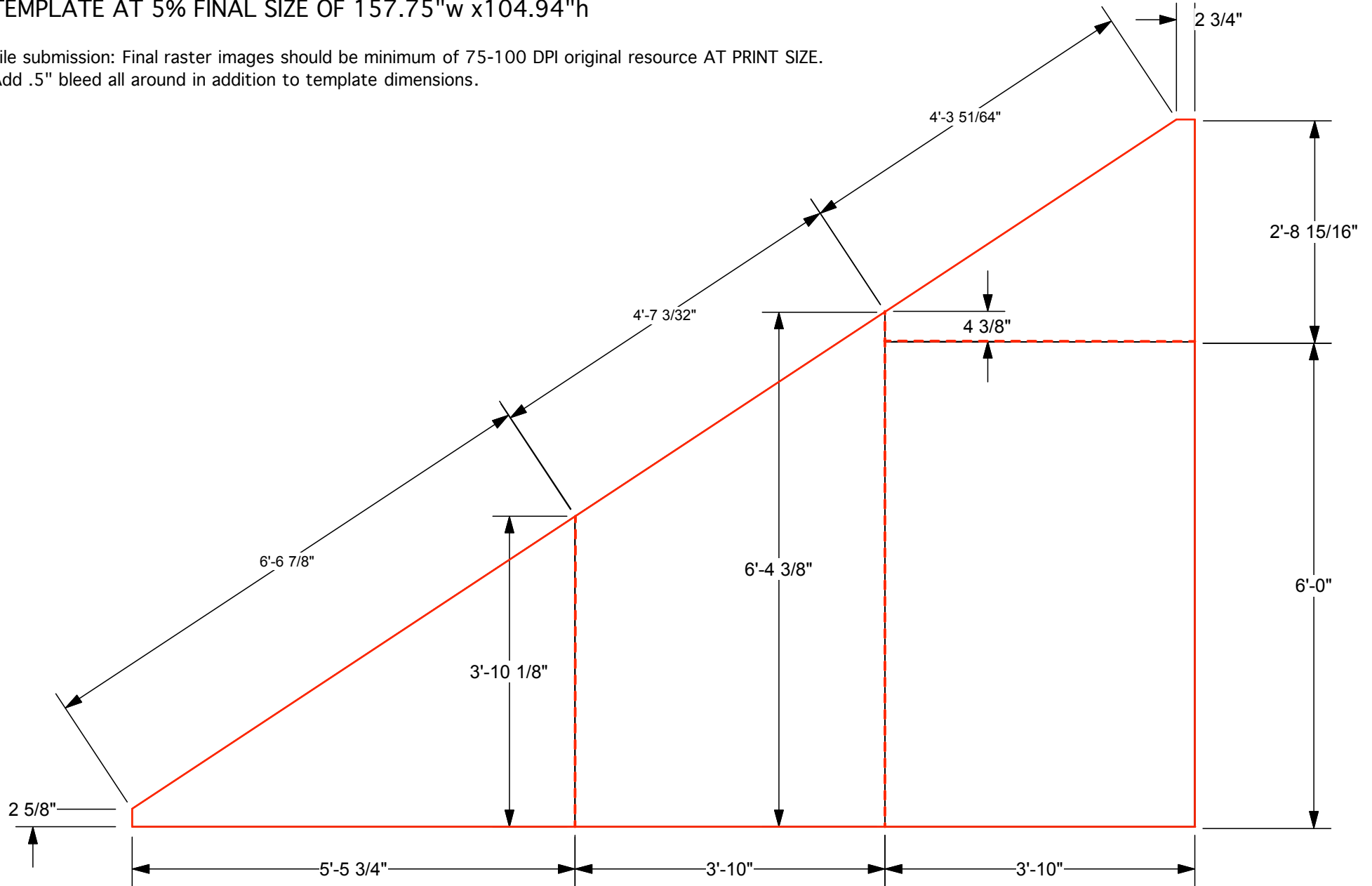
- A. - (1) 138" w x 59" h fabric graphic required
- A1. - (2) 92" w x 59" h fabric graphic required
- B. - (1) 183.5" w x 99" h Sintra Graphic (Back Wall)
- C. - (1) 38.5" w x 99" h Sintra Graphic (with door)
- D. - (1) 22.5" w x 99" h Sintra Graphic
- E. - (1) 40" w x 35" h Counter Graphic
- F. - (44 pieces total) 7-7/8" wide x various height column infill (4 sides per column plus upstairs inside) 1 example piece notated
- G. - (10 pieces total) various widths x 14" high beam covers) 1 example piece notated
- H. - angle wall beneath stairs

KIT PACKAGE PRICING DOES NOT INCLUDE chairs, benches, tables, computers, monitors/cables, and carpet.
Additional elements, merchandising and graphics are available through your account representative.

Please follow our graphic file submission guidelines for all printed elements to avoid resubmission requests and delay.
Allow at least 10 business days for graphic production.

TEMPLATE AT 5% FINAL SIZE OF 157.75"w x104.94"h

File submission: Final raster images should be minimum of 75-100 DPI original resource AT PRINT SIZE.
Add .5" bleed all around in addition to template dimensions.



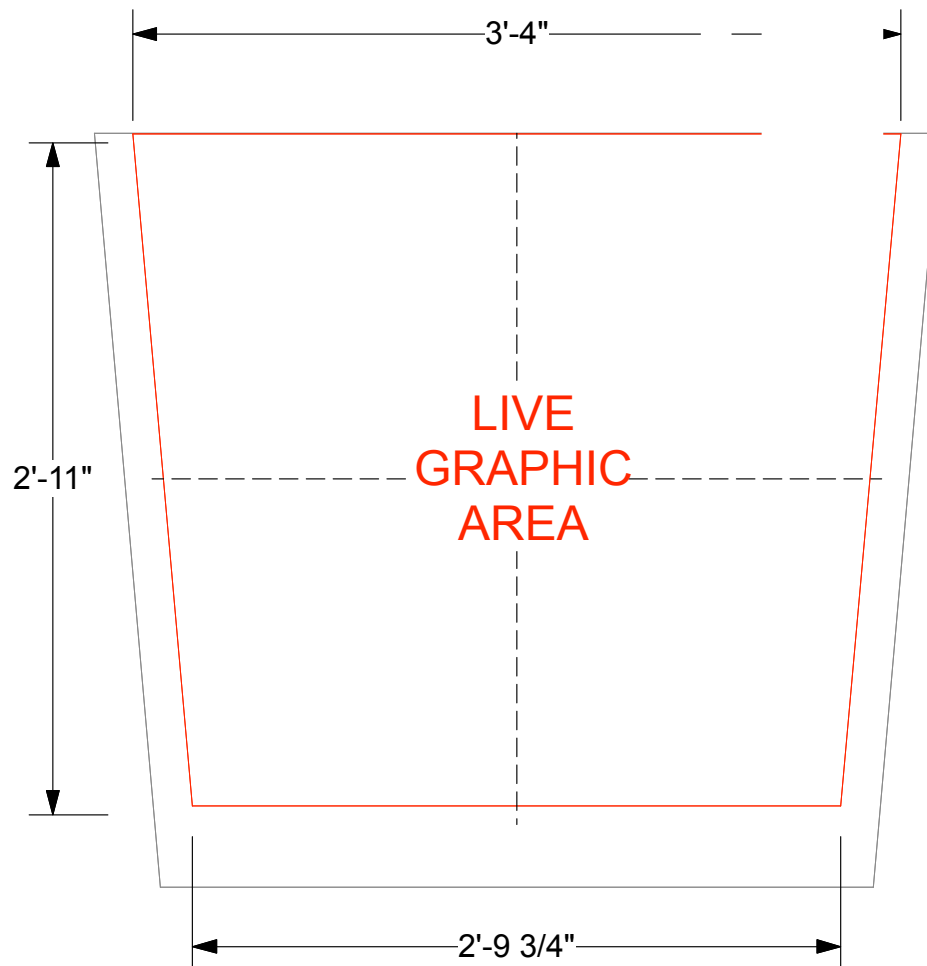
STANDALONE COUNTER - STANDARD FRONT GRAPHIC SPECIFICATIONS

Graphic will be created as a low-tac adhesive fabric decal,
for one time use application.

Graphics must be reprinted for additional events.

Template shows maximum live graphic size of 40"w (at top) x 35"h. Profile cut art may be smaller, and will be centered on counter front. Vector cut lines must be provided in supplied art files for profile cut decals. White laminate counter front will be visible around decal.

Please provide .5" bleed at all edges in art files.



- COUNTER, 44"w x 39.25"h total dimension of front
- MAXIMUM LIVE GRAPHIC AREA, 40"w x 35"h