20ft Platinum Backlit Kit 19

Measurements, and Helpful Hints

- InDesign PDF files are NOT accepted as printable files
- Send individual files for each section in CMYK Mode, 150DPI at full scale
- If saving as AI or PDF from Illustrator, make sure that you imbed fonts and images
- When saving, make sure you preserve the illustrator editing capabilities
- Do NOT save with crop Marks or bleed marks
- This file is set-up to scale at 50% of final output size.
- At final output size, file should contain 2" of bleed on all four sides.
- Due to the nature of stretch in textiles, there may be some minor distortion of the art.
- All text should be 2" in from edges and overlaps (not including bleed) to prevent stretch distortion of the art.
- If using multiple frames, the overlap of the front frame will cause a 4.5" obstruction of the back frame. We suggest adding an additional 2" of clearance from the edge of the front frame (a total of 6.5") for all text.
- Check for placement of any monitors, counters, or placards when designing your graphic lay-outs

Template is built at 50%

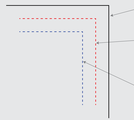

GRAPHIC BLEED
Full design should extend to outermost line.

GRAPHIC CUT
Graphic will be cut on this line during finishing. It represents an approximation of your graphic edge.

GRAPHIC VISUAL
This is the safe zone. Keep critical text or images within this line to avoid distortion from fabric stretch and to eliminate being covered by overlapping graphic panels.

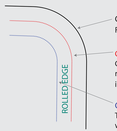

GRAPHIC BLEED
Full design should extend to outermost line.

GRAPHIC CUT
Graphic will be cut on this line during finishing. It represents an approximation of your graphic edge, including rolled edge of pillowcase graphics.

GRAPHIC VISUAL
This is the safe zone. Keep critical text or images within this line to avoid distortion from fabric stretch and to eliminate being covered by overlapping graphic panels.

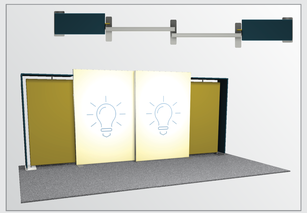

Inline Configuration

PL-BL-20-19

Front side graphic lay-out for all island and inline configurations.

Visual size	All critical elements, ie text, logos
Cut size	Edge borders not recommended
Bleed size	Extend backgrounds to line

Template is built at 50%

EXTERIOR CANOPY

SOLID COLOR ONLY DUE TO SUPPORTS AND LIGHTS

PL-BL-20-19-CNPY-7
Cut size 136.875" x 20"
Bleed size 142.875" x 30"

CORNER

INTERIOR CANOPY

SOLID COLOR ONLY DUE TO SUPPORTS AND LIGHTS

PL-BL-20-19-CNPY-7
Cut size 136.875" x 20"
Bleed size 142.875" x 30"

CORNER



INTERIOR CANOPY

SOLID COLOR ONLY DUE TO SUPPORTS AND LIGHTS

PL-BL-20-19-CNPY-7
Cut size 136.875" x 20"
Bleed size 142.875" x 30"

CORNER

EXTERIOR CANOPY

SOLID COLOR ONLY DUE TO SUPPORTS AND LIGHTS

PL-BL-20-19-CNPY-7
Cut size 136.875" x 20"
Bleed size 142.875" x 30"

CORNER