

# OT20-01 Orbea

## OT20-01

Orbital Truss features over 40 professionally designed “off-the-shelf” kits for a variety of booth sizes and configurations. Each kit comes complete with all the parts, fixtures and fittings you need to create a successful exhibit, including (depending on the kit) low voltage spotlights and adjustable tabletops. A benefit to this versatile system is that it enables you to reconfigure kits in multiple ways and combinations using the same parts. Orbital Truss can also be easily customized!



### features and benefits:

- Kit includes:
  - 16 x 6-way junction boxes
  - 6 x 24" straight truss lengths
  - 2 x 30" straight truss lengths
  - 8 x 36" straight truss lengths
  - 8 x 46" straight truss lengths
  - 6 x 45° curved truss lengths
  - 4 x 90° curved truss lengths
  - full sets of quicklock connectors
  - 2 x junction bases
  - 1 x curved counter
  - 4 x 24" internal shelves
  - 7 x 50 watt spotlights
  - 2 x OCF2 molded cases
  - 1 x OCH2 molded case
- 10' x 20' kit size
- Custom appearance
- Toolless assembly
- Simple twist and lock design
- 5 year warranty against manufacturer defects

### dimensions:

#### Hardware:

Fits in a 10' x 20' space

#### Shipping:

##### 2 OCF2 cases (each case):

51"l x 51"w x 24"h  
1295.4mm(l) x 1295.4mm(w) x 609.6mm(h)

##### 1 OCH2 case:

52"l x 29"w x 15"h  
1320.8mm(l) x 737mm(w) x 381mm(h)

Approximate weight:  
610 lbs / 277 kgs

### additional information:

Graphic materials:  
Dye sublimated panels


Lumina 1, 50 watt spotlight

Shelves (each): max weight  
= 25 lbs / 11.24 kgs



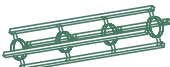




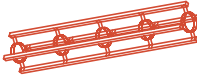

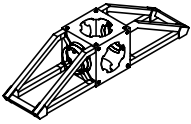
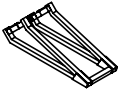



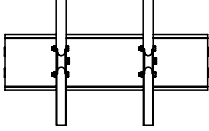



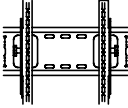









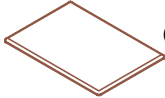


Counter: max weight = 35 lbs / 15.88 kgs

\*Kit does not include iPad/tablet holders

- Tabletop color options: (if applicable)



OT20-01 ORBEA PIECE COUNT:

 OR-J-3 16	 OR-24-2 6	 OR-36-2 8	 OR-45-CV-3 6	 OR-B90 0
 OR-J-DBL 0	 OR-30-2 2	 OR-46-2 8	 OR-90-CV-2 4	 OR-B90A 2
 OR-B45 0	 OR-QL-T2J 50	 OR-UNC-QL 2	 OR-LCD1-B 0	 OR-LCD3-B 0
 OR-TOOL-B 2	 OR-QL-T2T 8	 OR-STG 0	 OR-LCD2-B 0	
 SPOTLIGHT 7	 OR-TBL2-L 0	 OR-IS-24 4	 OR-CIS-90 0	 OR-CIS-45 0
 OR-TBL 0	 OR-TBL2-R 0	 OR-IS-36 0	 OR-SE-IS-90 0	 OR-ATL-CNTR 0
		 OR-IS-46 0		
		 OR-IS-48 0		

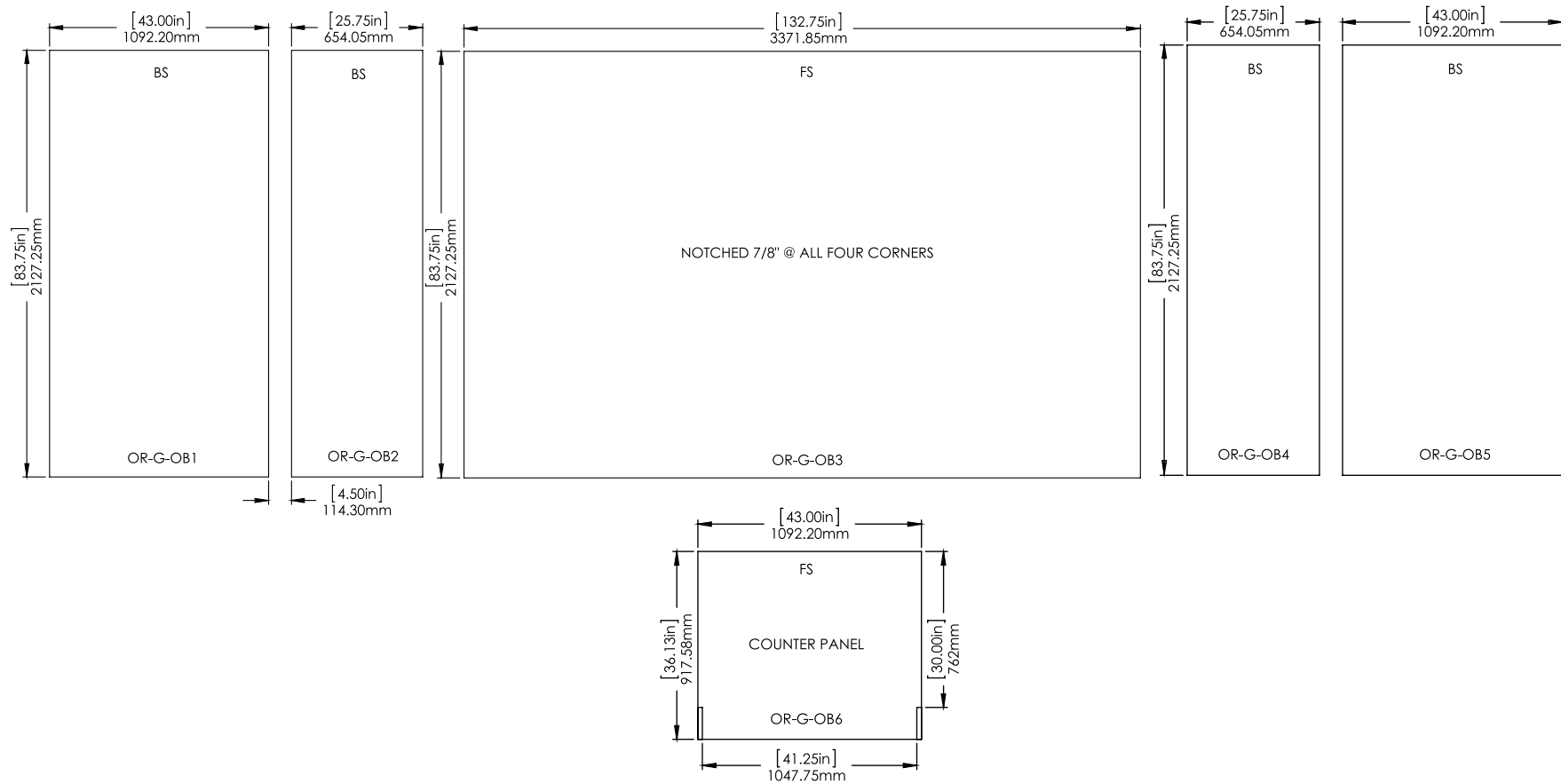
OT20-01 ORBEA TABLETOP ACCESSORY PIECE COUNT:

 OR-PO1-15 0  OR-PO1-15-P 0	 OR-PO2-15 0  OR-PO2-15-P 0	 OR-TC01-15 0  OR-TC01-15-P 0	 OR-PO3-15 0  OR-PO3-15-P 0	 OR-TC02-15 0  OR-TC02-15-P 0
 OR-PO4-15 0  OR-PO4-15-P 0	 OR-TC03-15 0  OR-TC03-15-P 0	 OR-PO5-15 0  OR-PO5-15-P 0	 OR-TC04-18 1  OR-TC04-18-P 0	

ORBEA CASE COUNT:

 OCFM 0	 OCF 0	 OCF2 2	 OCT 0	 OCHM 0
 OCH 0	 OCH2 1			

## OT20-01 ORBEA GRAPHIC SPECS:



Acceptable File formats:

Illustrator CC or below  
Photoshop CC or below  
Art time will be charged if files need to be fixed or altered to meet guidelines. When sending files please be sure to include all support art (fonts, linked images, etc.)

Font Specifications:

Fonts must be converted to outlines.

**Bleeds:**

All orbital truss graphics require specific bleeds. The sizes listed above represent the finished graphic size. Please keep all logos, type and critical information at least 1" in from each edge of the finished graphic.

Dye Sublimation: 2" bleed around the

perimeter.

UV: 1/2 " bleed around the perimeter.

## Color:

All files are printed as CMYK format. All critical Pantone colors need to be called out in the file or specified on the order as Coated or Uncoated swatches.

## Resolution:

All raster files (either print files or linked files) must be at 100-120 pixels per inch at 100%

### Finishing Details:

When graphics are notched, a 7/8" square is cut in the appropriate location.

FS: Graphics mounted to front of truss system

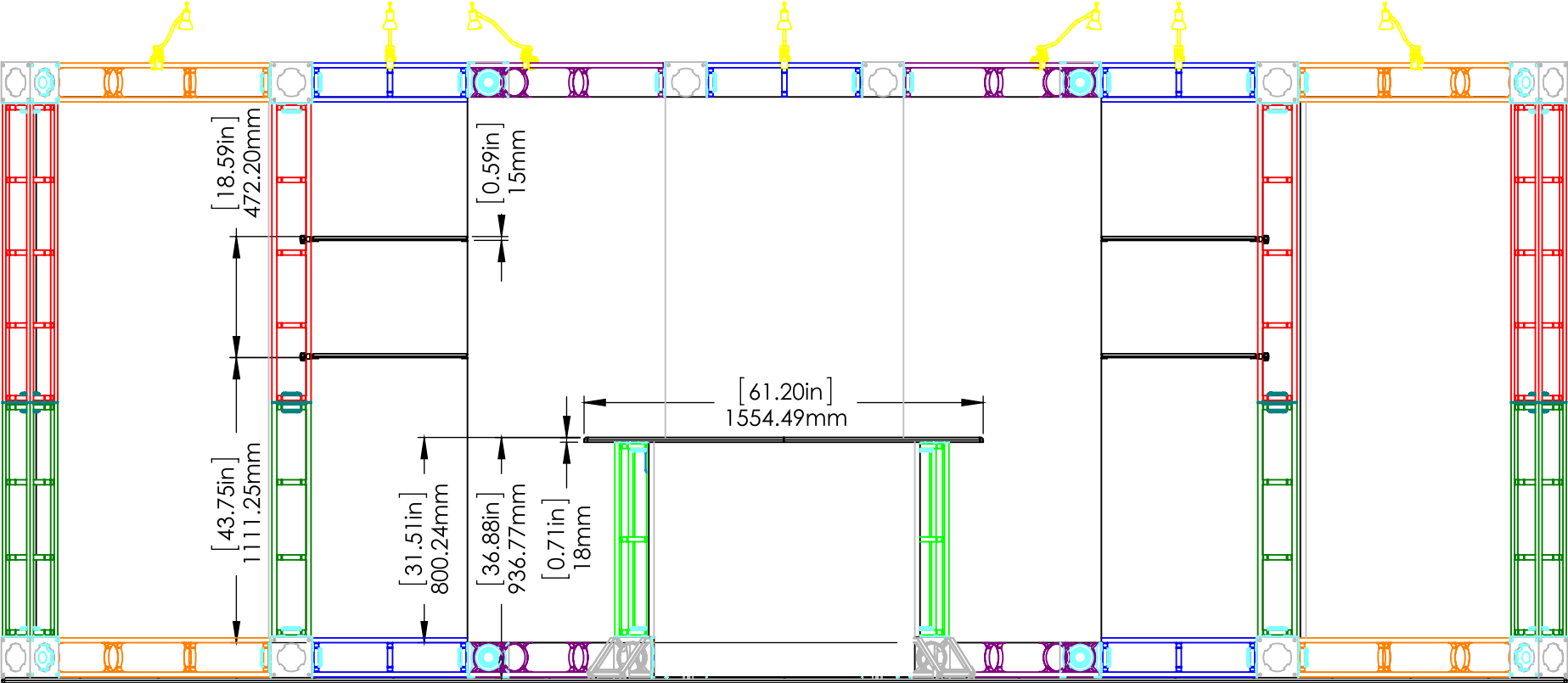
**BS:** Graphics mounted to back of truss system

Dye Sublimation graphics are attached to truss with velcro. UV panels are attached to truss with magnet.

To ensure quality, please note:

Each graphic has a specific code or number located on the graphic. The electronic print files provided must be named accordingly. Using this coding system will allow us to preflight and prepare your files for print more efficiently. **If you fail to provide your graphic files in this format, additional charges may be necessary to complete your printed materials.**

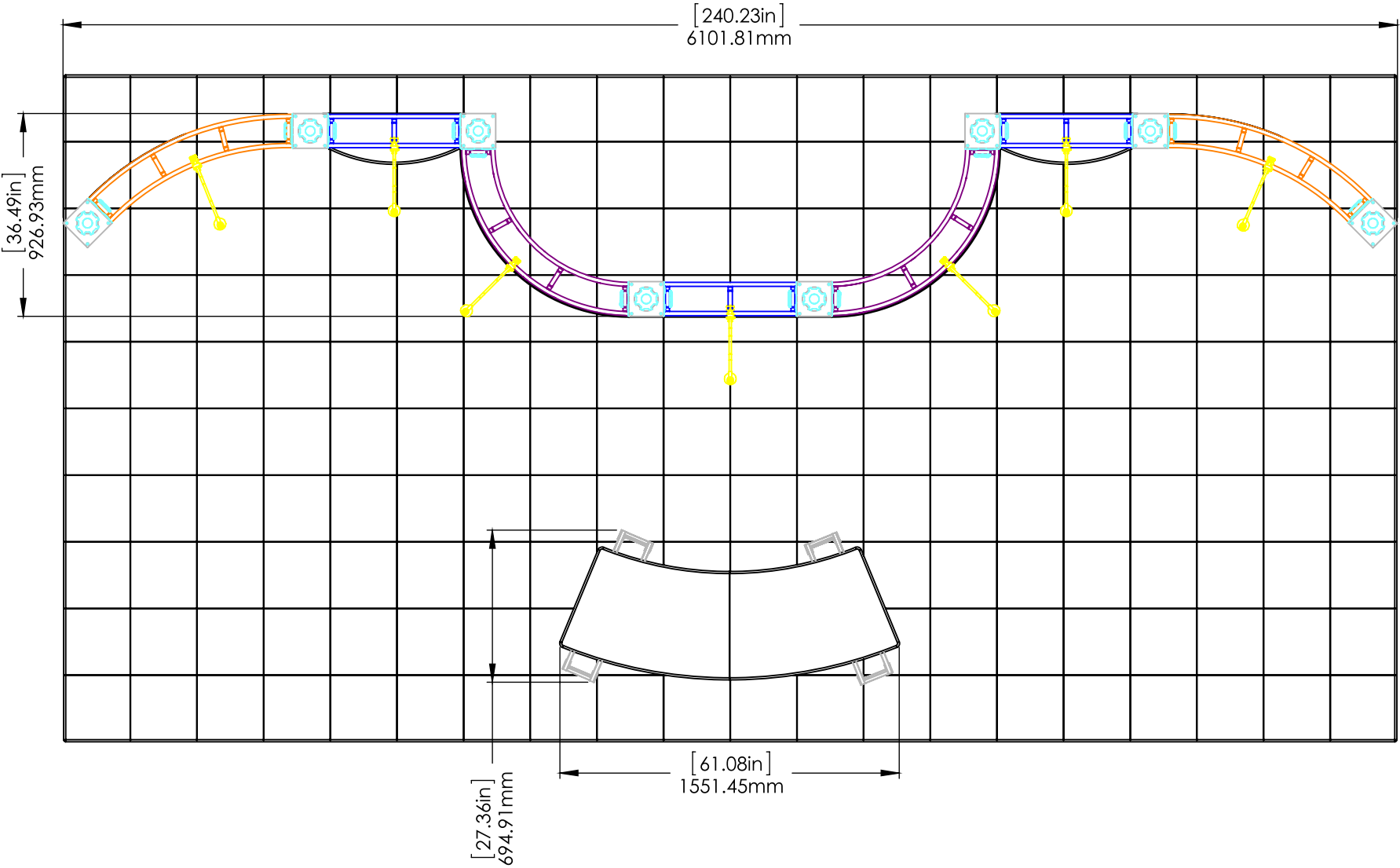
OT20-01 ORBEA GRAPHIC LAYOUT:



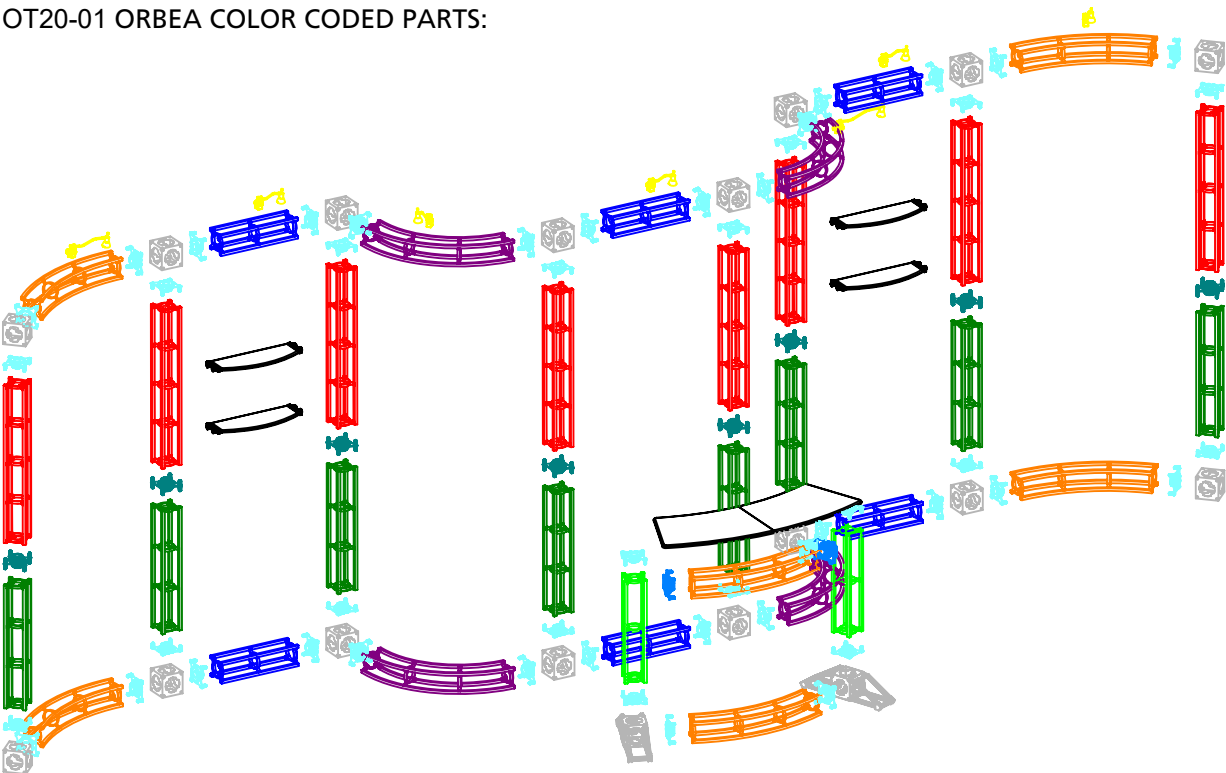
OT20-01 ORBEA FLOOR PLAN:

SCALE REF = 5ft

10'd x 20'w Inline



OT20-01 ORBEA COLOR CODED PARTS:



Parts exploded

