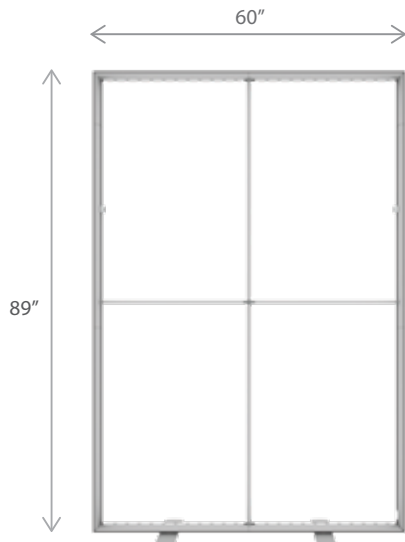


FabLite BrightLine Panel E

FL-BL-PE



| PRODUCT DESCRIPTION | |
|---|--|
| <p>FabLite BrightLine smart light box displays feature swift tool-free installation, durable light-weight frames, embedded LEDs, and exclusive One Planet recycled fabrics with impressive vivid graphics, all conveniently organized in a heavy-duty shipping case. Panel E boasts a flexible presence at 5ft wide, bold enough as a stand-alone illuminated showcase, and sized perfectly to pair up in popular 10ft booths.</p> <p>Mix-and-match with other FabLite BrightLine panels to create unique branded environments. TV mounts, shelving units and counters complete an enhanced experience to really make brands stand out.</p> | |

| KEY FEATURES | |
|--|---|
| <ul style="list-style-type: none"> • Easy tool free assembly • Lightweight portable construction • Magnetic power links • LED lights encapsulated in frame | <ul style="list-style-type: none"> • Heavy duty shipping case, molded foam inserts • Single- or double-sided • Vibrant graphics on recycled fabric |

| DISPLAY CONSTRUCTION |
|--|
| Aluminum frame with aluminum support poles |

| DIMENSIONS | |
|----------------|---------------------------------|
| Assembled Unit | 60" w x 89" h x 4" d |
| Packed Case | 46.5" w x 15" h x 12" d, 53 lbs |
| Shipping Box | 47" w x 16" h x 13" d, 55 lbs |
| Graphic Size | 60" w x 89" h |

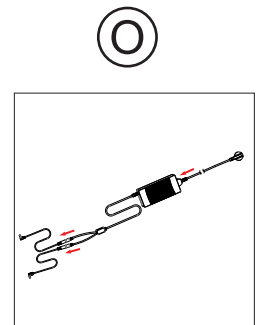
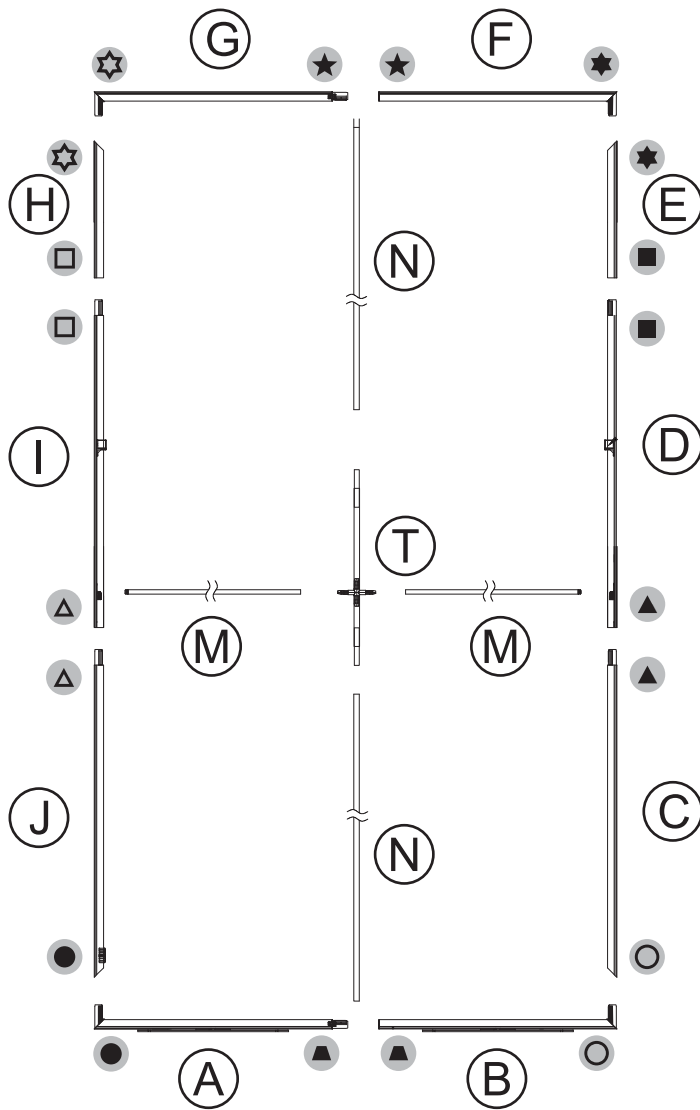

| GRAPHIC MATERIAL | |
|--|-------------------------------|
| Graphic Print : Dye sublimated on One Planet, 100% recycled, backlit fabric | Bottles recycled 39 |
| Blocker : One Planet light block recycled fabric | Bottles recycled 16 |

| LED LIGHT SPECIFICATIONS | |
|--------------------------|--------------------|
| Power Requirements | 112 W |
| CCT (Color Temp) | 6000 K |
| Voltage Input | 110 / 220V |
| Voltage Output | 24V 11A 264W |
| Transformers Included | 1 |

| GRAPHIC FINISHING |
|---------------------|
| Silicone sewn edges |

| WARRANTY |
|--|
| <p>Limited Warranty Periods</p> <ul style="list-style-type: none"> - Frame : Lifetime - Lights : 90 days - Graphics : 30 days |

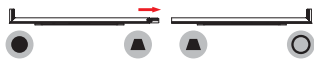
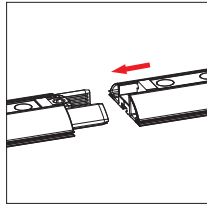
PARTS



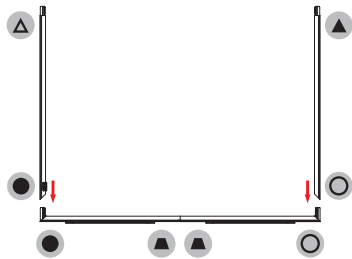
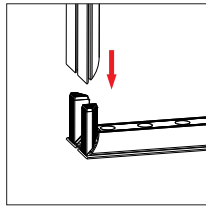
ASSEMBLY

Assemble parts on the floor and stand-up unit when completed.

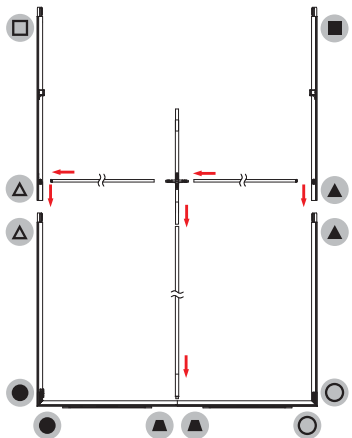
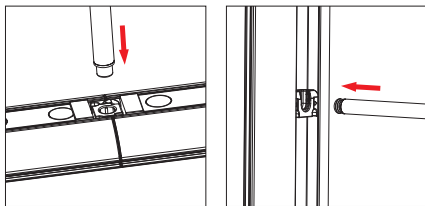
1



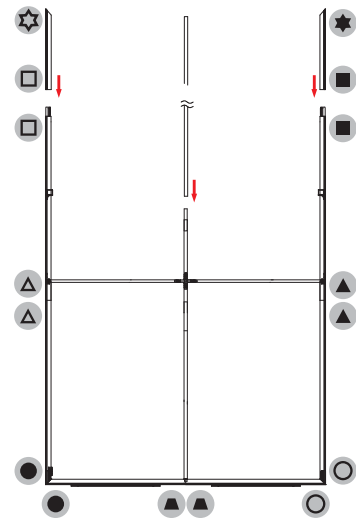
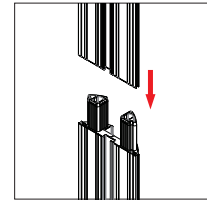
2



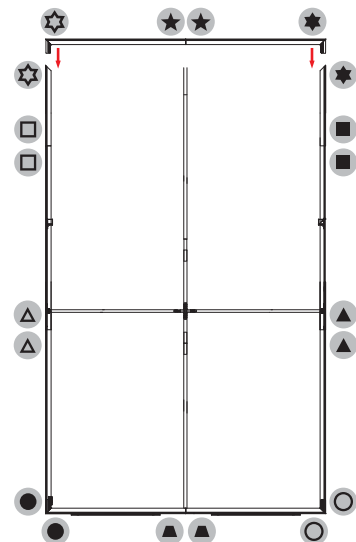
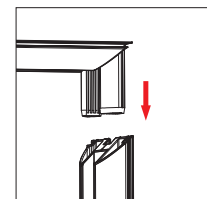
3



4



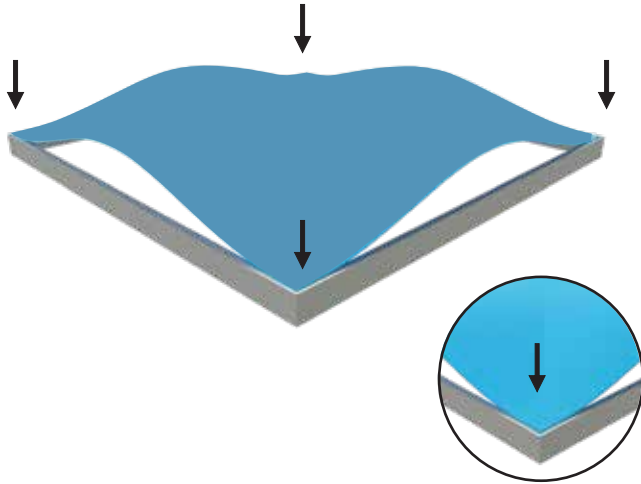
5





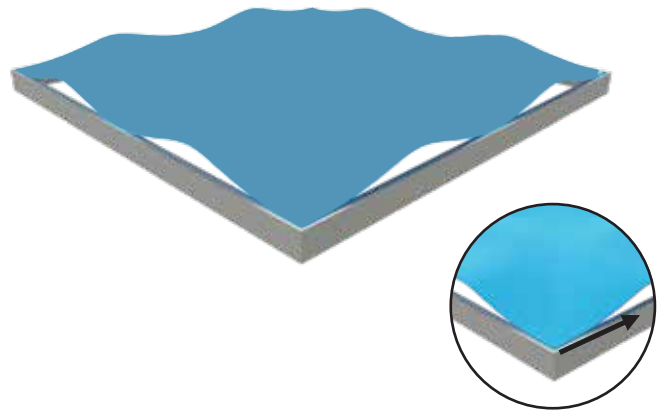
FabLite BrightLine Panel E

FL-BL-PE

6 Push the silicone bead into each corner of the frame with your thumb.



Push the silicone bead into the middle of the run and work your way around the perimeter of the frame until all beading is pushed in properly



To Remove Graphic
Use the pull tab located on the graphic and gently pull the graphic from the frame, going around the perimeter

7

