

EL-TF-2000A-L

Artwork Template

EL-TF-2000E

Artwork Template

Monitor Mount Area

2 Grommet holes will be placed into fabric graphic behind the monitor for wiring harness to pass through.

This is a general guideline for monitors.
Check your monitors specific measurements for exact size.


Ignore this area or hide template layer if you are using not using a monitor and printing graphics only.

EL-TF-2000E

Tension Fabric Wall Display

Graphic Size 
1448mm w x 2260mm h (57" w x 88.9" h)

Keep text and important images 
inside of green line.

Graphic Size with Bleed 
1548mm w x 2320mm h (61" w x 91.3" h)

Overlapping area 3.5" (Back) 

TV Mount
Keep text and important images
Outside of purple or blue line.


32" TV Area
34.6" w x 23.6" h

40" TV Area
43.3" w x 27.6" h


- CMYK color
- Resolutions must be 72-125 ppi
- All fonts must be created to outlines
- Embed all images in final document
- Save final document as PDF for print

EL-TF-2000A-L

Tension Fabric Wall Display

Graphic Size 
1448mm w x 2447mm h (57" w x 96.3" h)

Keep text and important images 
inside of green line.

Graphic Size with Bleed 
1548mm w x 2507mm h (61" w x 98.7" h)

Overlapping area 3.5" (Front) 

